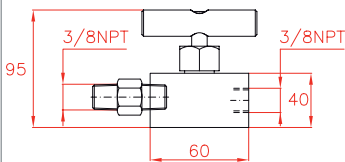


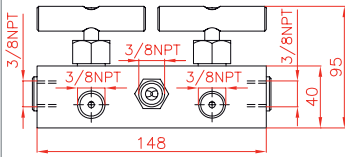
FLOW CONTROL VALVES



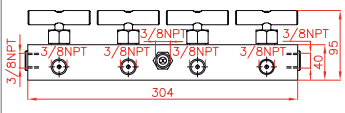
Model	SNUBBER VALVE	Symbol	
AZ5121	Used for flow control and load holding when closed. Also suitable for use as a gauge snubber.		



Model	MANIFOLD WITH FLOW REGULATING VALVE, 2 OUTLETS	Symbol	
AZ5122	Used for flow control of two outlets from one pressure source.		



Model	MANIFOLD WITH FLOW REGULATING VALVE, 4 OUTLETS	Symbol	
AZ5124	Used for flow control of four outlets from one pressure source.		



- ✓ All flow and pressure control valves are designed for 700 bar working pressure.
- ✓ All valves have 3/8"-NPT pressure ports to prevent leakage.



Type	AZ5
Capacity	-
Max. pressure	700 bar

Model	MANUALLY OPERATED CHECK VALVE	Symbol	
AZ5200	<p>When open, allows oil flow in both directions.</p> <p>When closed, allows oil flow in one direction only, holding the load in the other one.</p>		

Model	SINGLE WAY FLOW REGULATING VALVE	Symbol	
AZ5255	<p>Similar to AZ5200, allows free oil flow in one direction and in the other, flow can be regulated or completely closed.</p>		

Model	CHECK VALVE	Symbol	
AZ5500	<p>Allows oil flow in one direction only.</p>		

Model	PRESSURE RELIEF VALVE	Symbol	
AZ5600	<p>Regulates the pressure in the hydraulic circuit. From 50 to 700 bar. Supplied with a 0.9 metre return line hose kit.</p>		

Model	PILOT OPERATED CHECK VALVE	Symbol	
AZ5700	<p>Load holding valve used with double-acting cylinders which is released by pilot pressure from the return line.</p>		

AZ5 ACCESSORIES